

# Fruits Quality Assessment and Classification Using Image Processing

Khune Sonali B

Dr. D Y Patil School of Engineering  
Lohegaon Pune, India

Khune Rohini B

Dr. D Y Patil School of Engineering  
Lohegaon Pune, India

Pawale Pooja R

Dr. D Y Patil School of Engineering  
Lohegaon Pune, India

Sangharsha Ranpise

Dr. D Y Patil School of Engineering  
Lohegaon Pune, India

**Abstract**—India is a agricultural country .The main resource of income is from agricultural products. Here farmer achieve a more products from farm but they can't get satisfied amount of price because they are not able to interact directly with consumers. There are more agents and sellers between farmer and consumers and they get more profit than farmers. In existing traditional system, farmer can't interact with consumers. The existing systems has some Disadvantages: Time consuming manual process .Third party involvement in between customer and farmers the sellers sell the item with almost three fold of the original price. No proper channel for consumers and farmers to do direct business deal To overcome the problems we are developing the new technique for quality assessment and classification .To identify degree of maturity, quality of product, analyze, classify and identify the fruit images which are selected and send into the system based on color, shape, size and features of fruits. Already existing system does not have web portal. So we are developing web portal which will used by Farmer, Agent, Customer, Government agency etc.

This technique will used by farmer they can describe their product with features and expected price. They can directly communicate with customer hence; they reduce the time session and get more profit instead of using traditional techniques. This technique will used by customer agent and government agency for same purpose. For developing this technique we are going to use the following Techniques Java, My SQL, Apache Tomcat.

**Keywords**— *Maturity of Fruits , Fruit quality criteria, image filters, Image Acquisition, Sorting, Image processing Techniques*

## I. INTRODUCTION

As Fruits play main role in day to day life, grading of fruits is necessary in evaluating agricultural produce. The present existing technology are also used for fruit quality managing purpose but they are not more effective. There are some disadvantages like less reliability, less efficiency and less accuracy. That's why it is necessary to develop a new technology for fruit classification those consist of high accuracy. In this project, applied image processing technique, to find the level of maturity in Fruits considering color Characteristics, size, shape. In implementing some important methods are take into consideration such as preprocessing, segmentation, binarization, analysis and identification of objects by color. The various classifiers include (SVM)

Support Vector Machine," K-Nearest Neighbor" (KNN), Probabilistic Neural Network, K-Mean classifier(KMC), Back Propagation Network Naive Byes Classifier, Linear Discriminate classifier and others are used. In the fruit classification system we are using two important steps first is Assessment and second one is Fruit Classification step.

A. *The maturity of fruits is defined as following parameters*

a) *Color*: Color is typical variety of fruit. This app measures fruit in various classes that is dark,medium,light green color of fruits. This app will allows light green color for lower quality, and medium color for medium fruit and darker fruit for higher quality.

b) *Size*: It measures diameter, size by (x,y) co-ordinators. Fruits size is determined by maximum diameter of fruits. It will be measured as center of the origin.

c) *Shape*: It will be measured for aspect ratio, roundness of the fruit.

d) *Data*: Some fruit images have been collected for Fruits quality System. These fruit images will be classified into high quality, medium quality and low quality of fruit. fruit images are required to be sent in and processed by the system when develop the classification algorithm for the fruits quality system. RGB Values for every fruits pixels computed by using mean function provided.

e) *Training Images*:

Appendix 1 : Training Images




Fig. 1. Red Apple.



Fig. 2. Watermelon.



Fig. 3. Strawberry.



Fig. 4. Lemon.



Fig. 5. Strawberry.



Fig. 6. Watermelon.



Fig. 7. Lemon.



Fig. 8. Tested Apple.

Appendix 2 : Tested Images

II. FLOW CHART

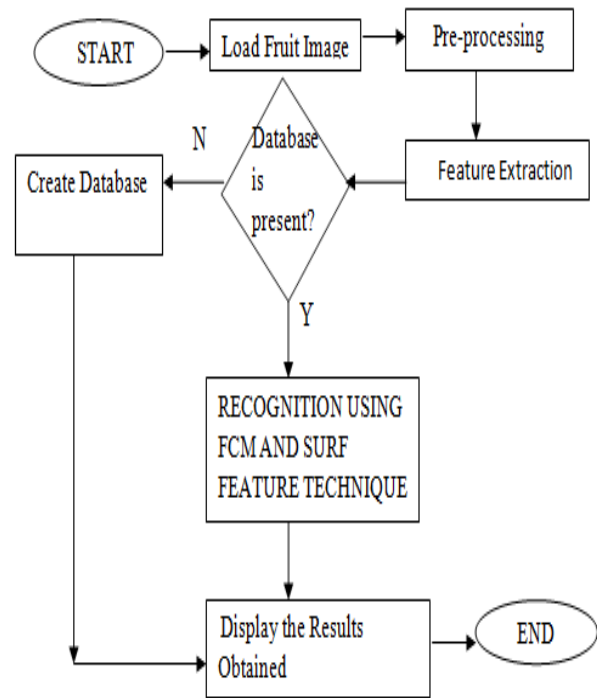


Fig. 9. Flow of a State.

III. ARCHITECTURE OF PROPOSED SYSTEM

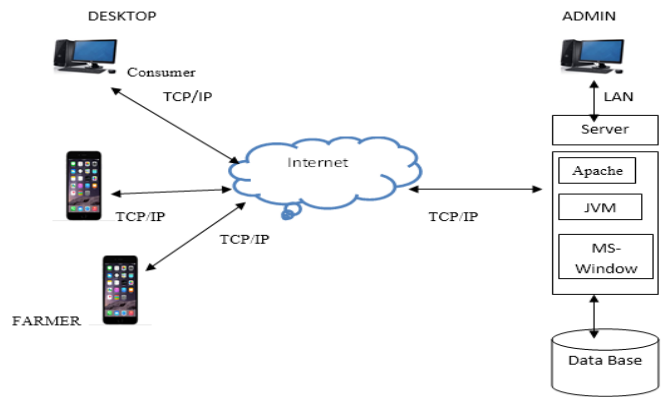


TABLE I. RGB VALUES FOR EVERY FRUITS PIXELS

Fruit Name	Min			max		
	R	G	B	R	G	B
Red	128.5	14.0	42.0	219.9	98.0	67.0
Green	99.0	145.0	31.0	146.0	189.0	62.0
Strawberry	158.8	21.38	28.2	233.0	56.1	58.2
Banana	168.0	145.8	53.1	251.0	234.5	56.2
Lemon	1925	148.3	17.6	252.8	218.5	129.1
Durian	84.4	67.0	22.0	197.8	172.0	88.0
Watermelon	77.8	119.9	39.7	119.6	166.4	77.7

IV. FRUITS CLASSIFICATION SYSTEM

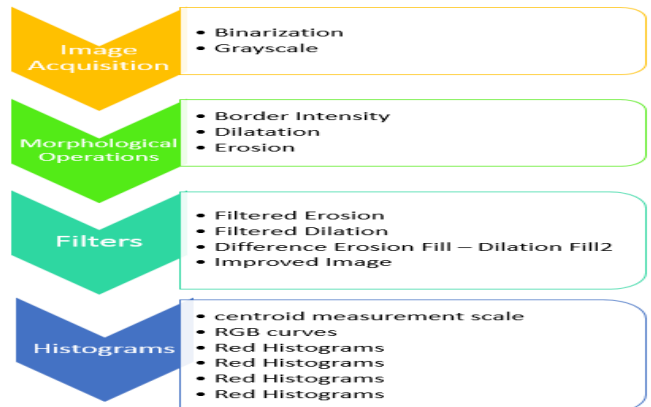
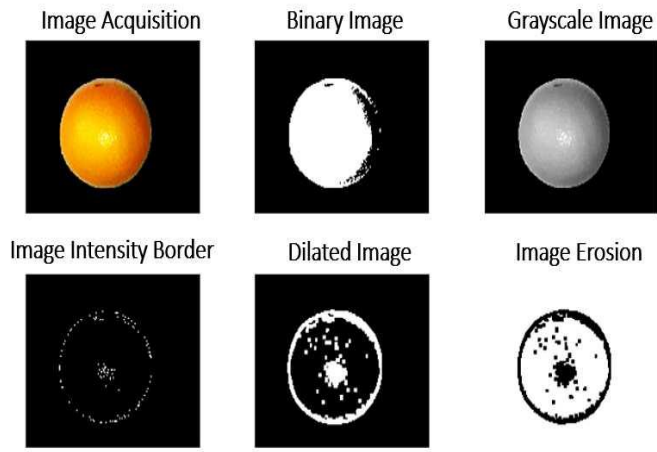


Fig. 10. Fruits classification System.

In this project are implemented morphological operations to enhance the image characteristic and achieve a optimum image processing, are implemented techniques such as erosion and dilation. After applying the required filters to improve image quality is come to make the analysis of the photo taken to extract the relevant features to identify maturity in the fruits taking into account parameters such as color, shape and size.

The main object of analysis is the color, for which is used a RGB processing to obtain the characteristic data of the image, subsequently with the implementation of histograms is performed the classification by color in RGB space, and finally is defined parameters to selection oranges according to maturity.



**A. Digital Image Acquisition and Preprocessing**

Image is acquired, is binaries and apply morphological operations (dilation, erosion and intensity of border) as evidenced.

**B. Filters and Morphological Operations**

At the end the image preprocessing are implemented filters to perform corrections of noise and guarantee optimum processing, as shown in Figure.

**C. Histograms**

In this project is performed the analysis RGB of the filtered image to obtain color parameters required for classification by ripeness, with the histogram the amount color is obtained according the RGB space, as evidenced in Figure.

**D. Classification**

By means of histograms the amount of color present in the image is obtained, with this information is identified ripeness in the fruit. Additionally, the area of each figure is determined to establish the optimum size of the oranges. Finally, can be displayed result of the classification of the fruit.

**V. USING THE TEMPLATE**

System or Paper	Performance	User Friendly	Classification of Fruit	Gap between Farmer and Consumer Reduce
24*7	×	✓	×	✓
Naturesbasket.co	✓	×	×	✓
Outlinesubjivala.com	✓	✓	✓	×
Jagsfresh.com	✓	✓	×	×
Proposed System	✓	✓	✓	✓

Fig. 11. Taxonomy Chart.

**A. Advantages**

- Proper interaction between customer and farmer.
- Reduce Time session.
- Farmer satisfies with expected price.
- Customer satisfies with rate quality.

**B. Limitations**

- Internet Charges for Processing.
- Farmers should have Android Device.
- Need to daily update the information.

**C. Applications**

- The system can be used by industries and mall for Fruit quality assessment.
- Industrial automation and image processing
- Medical image analysis
- Food industry.

**CONCLUSION**

Thus, the various techniques are implemented and the classifiers used. The “Fruit Quality Assessment and Classification Using Image Processing” is totally new system. It can be very useful for Farmer in the agriculture field for classifying the various fruits .This new technique also very useful to find out the quality of fruits.

**ACKNOWLEDGMENT**

It gives us great pleasure in presenting the preliminary project report on ‘Fruits Quality Assessment and Classification Using Image Processing’.

We would like to take this opportunity to thank our internal guide Prof. Prof. Rohit Wagdarikar for giving us all the help and guidance We needed. We are really grateful to him for his kind support. His valuable suggestions were very helpful. We are also grateful to Prof. S. S. Das, Head of Computer Engineering Department, DYPSOE, Lohegaon, Pune and to our Project Co-ordinator Prof. Amruta Chitari for their

indispensable support, suggestions and motivation during the entire course of the project.

In the end special thanks to our Director Dr. S. S. Sonawane who encouraged us and created a healthy environment for all of us to learn in best possible way. We also thank all the staff members of our college and technicians for their help in making this project a successful one.

#### WEBSITES

3gamericas (2010). "3GPP Mobile innovation path to 4G: HSPA+, SAE/LTE and LTE-Advanced". Release 9-10. \Available:<http://www.3gamericas.org/index.cfm?fuseaction=page&sectionid=334>

#### REFERENCES

- [1] A Reliable Image Processing based Agri-Products Defect Detection, analysis and Sorter System: "The Evolution of LTE towards IMT-Advanced".
- [2] Prof. Nitin Dawande<sup>1</sup>, Mr. Udamale Shivaji R.<sup>2</sup> Prof. Ashish Mulajkar<sup>3</sup>. Automated Fruit Classification System.
- [3] Identification and Classification Techniques A Review Using Neural Networks Approach: " Ms. S.Mahalakshmi<sup>1</sup>, Harini Srinivas<sup>2</sup>, Meghana S<sup>3</sup>, C Sai Ashwini<sup>4</sup>".
- [4] Caro Prieto Diana Carolina Fundaci'on Universitaria Agraria De Colombia Bogot'a, Colombia, Classification of Oranges by Maturity Using Image Processing Techniques. Email: carodiana3@gmail.com.
- [5] S. Lizcano, Identifying stages of ripening pineapple prower using computer vision techniques. Work degree, University Pontificia Bolivariana, Faculty of Electrical Engineering. Bucaramanga, October 2010.

